

Solar systems from Schweizer



Leaflet on the MSP-FR PV mounting system

Fall protection for flat roof systems

Integration of the AluTrax rail system from ProSafety into Schweizer MSP flat roof system

Basis & requirements

- Tested in accordance with DIN EN 795:2012 Type D and E
- Can be used in EW / S / green roof systems
- **Module block with at least 8 modules**
- **Module block total weight min. 812 kg**
- **Base profile minimum width 300 mm along the rail**
(Do not use base profile MSP-FR-EW-BP 150!)
- Rail system AluTrax from ProSafety
- No additional parts from Schweizer, all components of the fall arrest device are supplied by ProSafety.



Definition of fall protection

There are 3 types of fall protection:

- Collective protection (e.g. a guardrail or similar)
- Restraint systems (rope or rail systems) – a fall is impossible if used correctly
- Catch systems using an anchor device (a fall is possible)

For solar installations, only **collective protection or restraint systems** may be used. Fall arrest devices are only permitted in special cases.

Planning

In principle, fall protection systems are planned by the distributor. In the case of the MSP-FR system from Ernst Schweizer AG, the manufacturer is ABS GmbH in Germany and the distributor is ProSafety AG and its trading partners (see contact details).

The position of the rail system is specified by the distributor and the design of the PV system is adapted accordingly. In order to avoid multiple correction runs during planning, the principles for positioning safety systems should be taken into account when planning the PV system.

The specifications of the respective countries and other regulations such as accident insurance companies, laws, standards and guidelines must be taken into account.

Additional information on length expansion

The maximum block size of the MSP flat roof system is approx. 14x14 m, which is significantly more limited than the AluTrax rail system, which can be installed in one piece over distances of up to 50 m.

The sliding guide of the rail in the rail holders allows the PV system to expand independently of the rail system.

We recommend installing the rail system in an L-shape with only one corner piece.

Solar systems from Schweizer

Leaflet on the MSP-FR PV mounting system

Fall protection for flat roof systems

Example: Switzerland, Germany, Austria

The accident insurance regulations SUVA, DGUV and AUVA are as follows:

(Subject to change)

- The optimum distance between the anchorage device and the edge of the fall is 2.5 m (smaller and larger distances of 2.0 m to 3.0 m are possible with appropriately adjusted PPE, to be clarified with specialists)
- Walkways must be at least 0.6 m wide
- Skylights or roof windows are to be considered as fall edges unless they are break-proof (collective protection available)

Please note: only applicable in Switzerland!

- Walkways must be at least 0.6 m wide
- The distance between the PV system and the edge of the roof must not be between 0.25 m and 0.6 m


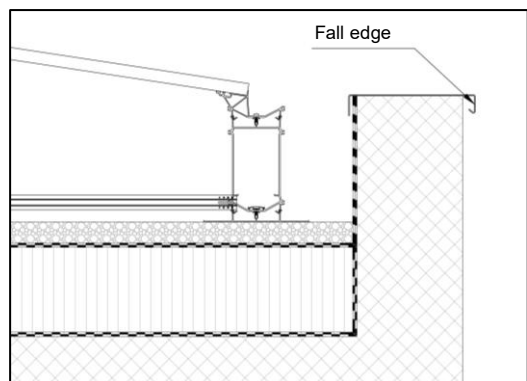


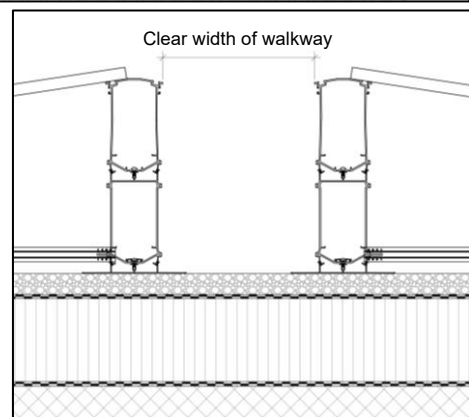
Figure 1 Except from SUVA

Example roof – floor plan

- Reference point on the fall edge (outermost edge of the roof)



- Defined clear width for walkway



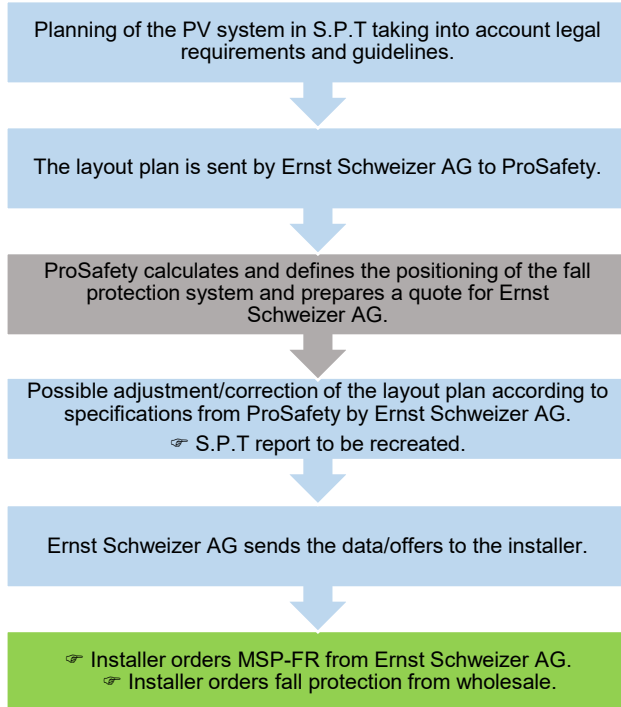
Solar systems from Schweizer



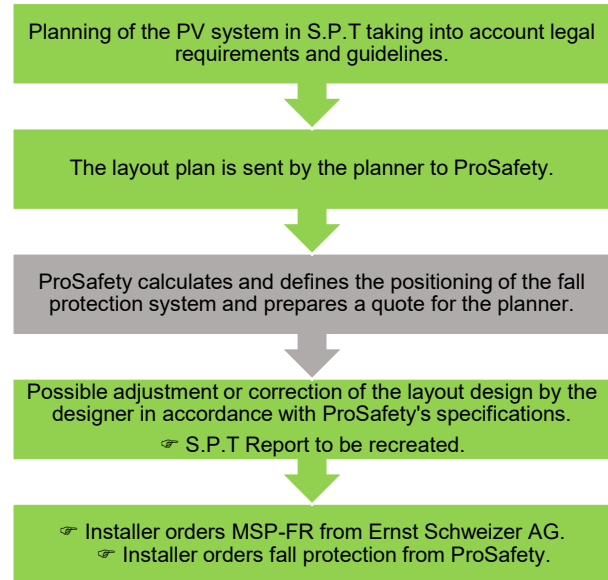
Leaflet on the MSP-FR PV mounting system Fall protection for flat roof systems

Project workflow with integrated fall protection

by Ernst Schweizer AG



by Planner / Installer



Contact:

Germany

WorkProtect GmbH
Sebastian Klenke
+49 (0) 3222 1853 028
info@workprotect.de

Austria

WorkProtect GmbH
Sebastian Klenke
+49 (0) 3222 1853 028
info@workprotect.de

Switzerland

ProSafety AG
Sebastian Klenke
+41 41 534 54 56
angebote@sturzsicherungen.ch

Rest of Europe

For contacts in other countries, WorkProtect GmbH will be happy to assist you:
WorkProtect GmbH: info@workprotect.de +49 (0) 3222 1853 028