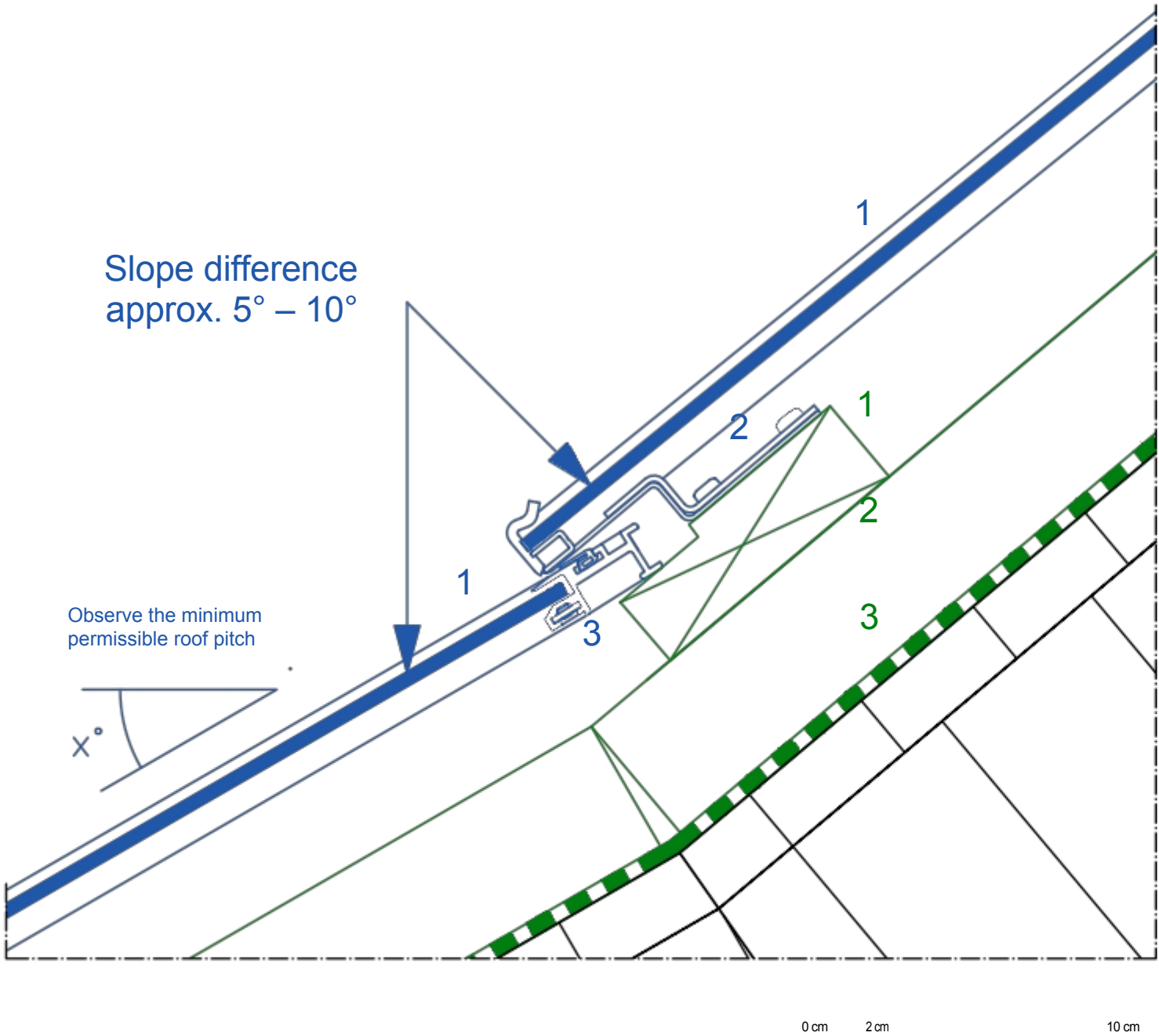


Detail: Change in pitch

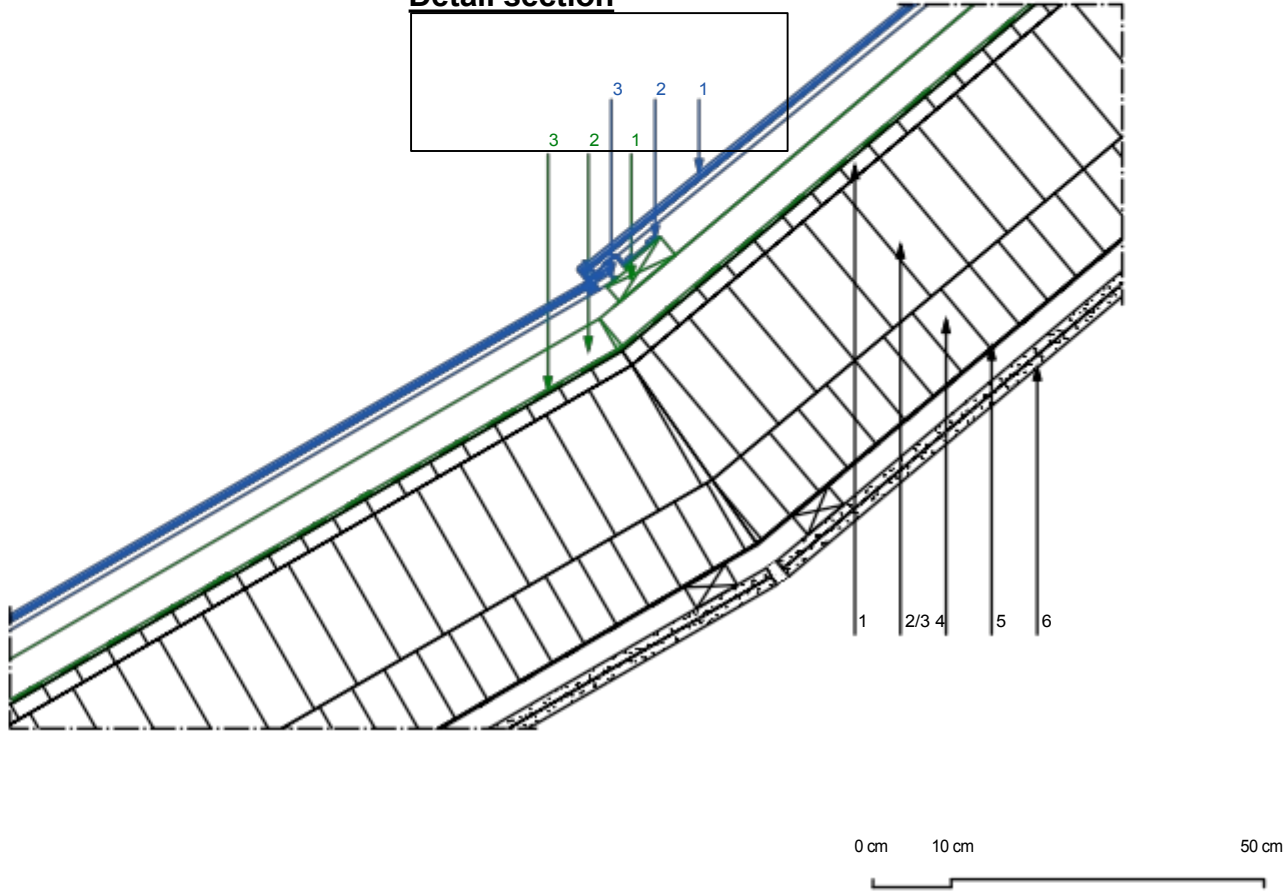
Transition between roof surfaces with different pitches – without sheet metal connection

Detail section 1:2



Detail 1:10

Detail section



Key

Solrif range:

- 1 Solrif module
- 2 Glass mounting bracket
- 3 Upper edge profile

System components:

- 1 Solrif batten screwed into the timber, 120 x 30 mm with a cut-out in the area of the upper edge profile; strength class C24 in accordance with EN 338
- 2 Spacer battens (in accordance with the guidelines) / ventilation space
- 3 Roof underlay (depending on the roof pitch, in accordance with the guidelines) Temperature resistance of the membrane: at least 80°C

Construction / Components:

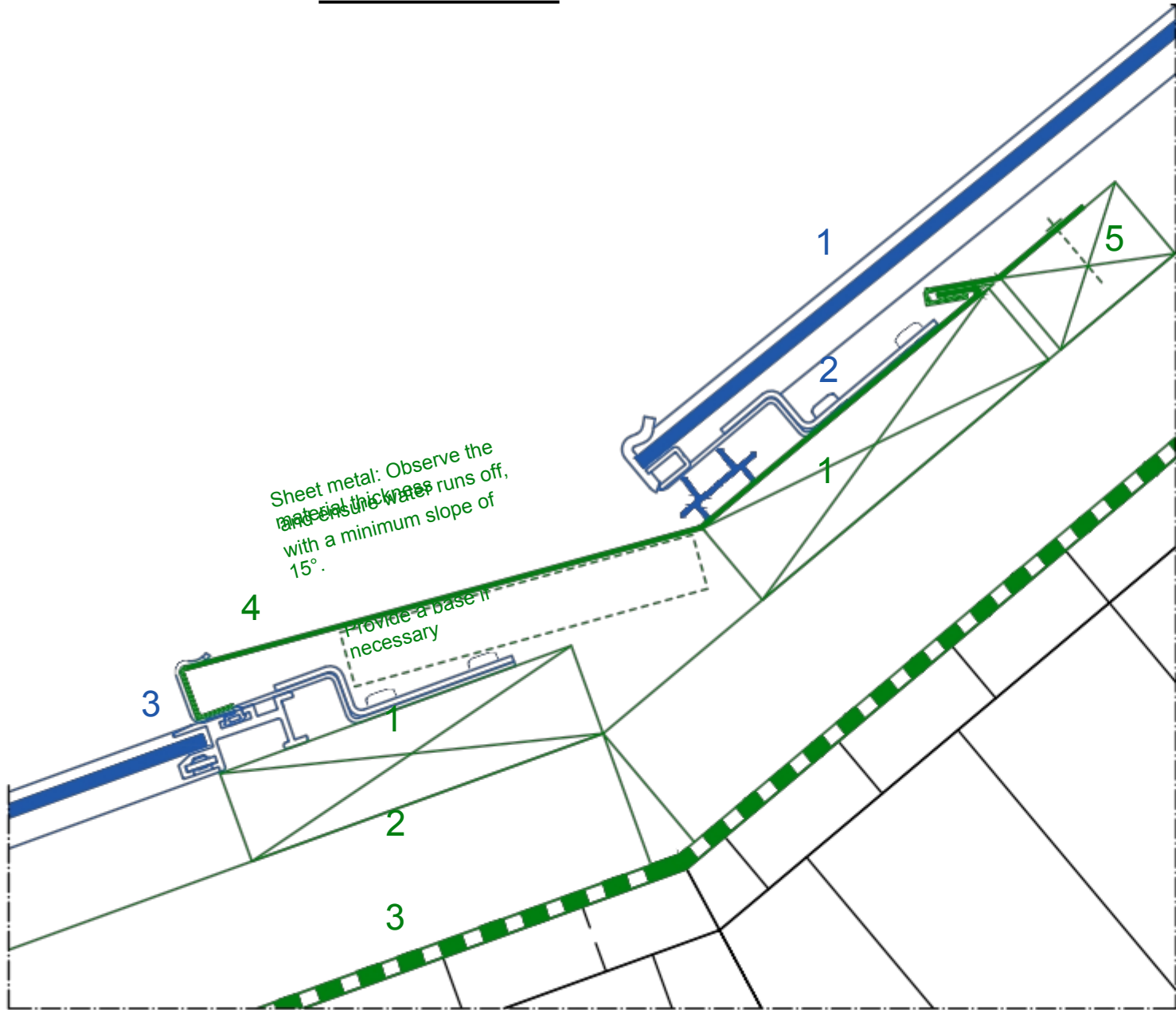
- 1 Softwood fibreboard
- 2 Rafters
- 3 Rafter insulation
- 4 Thermal insulation beneath the rafters
- 5 Vapour barrier
- 6 Internal cladding

Note on applicability: structural connections for Solrif® whole-roof solutions © Ernst Schweizer AG.
 This structural diagram serves as a design concept and a recommendation for safe implementation. The illustrations are for reference only and may differ from the actual components.
 Due to national building regulations and regional practices, they must be checked on a project-by-project basis and, where necessary, adapted where necessary. Please note the SIA 232/1 standard for Switzerland, the ZVDH regulations for Germany and ÖNROM B 4119:2018 03 'Planning and Construction of Sub-roofs and Underlayments' for Austria. In all other respects, the General Terms and Conditions of Ernst Schweizer AG (www.ernstschweizer.ch/agb) apply.

Detail: Change in pitch

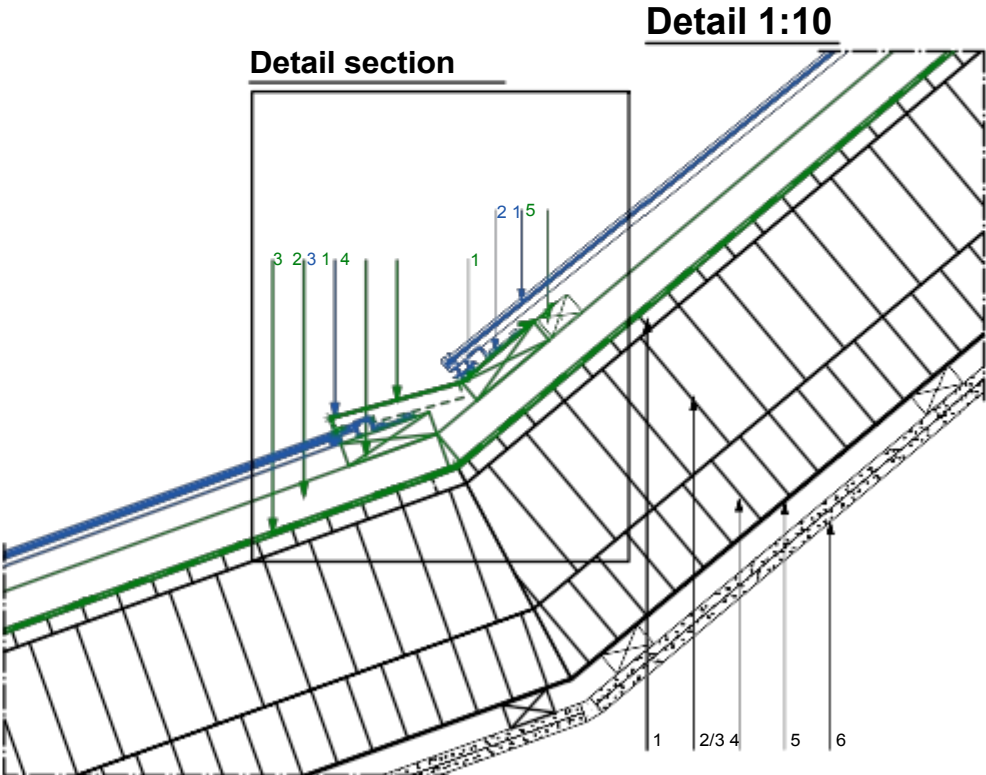
Transition between roof surfaces with different pitches – with sheet metal connection

Detail section 1:2



Sheet metal: Observe the material thickness and ensure the water runs off, with a minimum slope of 15°.

Provide a base if necessary



Detail section

Detail 1:10

Key

Solrif range:

- 1 Solrif module
- 2 Glass mounting bracket, with screw seal
- 3 Mounting bracket, profile

System components:

- 1 Solrif batten screwed into timber, 120 x 30 mm, strength class C24 in accordance with EN 338
- 2 Durac batten (in accordance with the guidelines) / ventilation space
- 3 Roof underlay (depending on the roof pitch, in accordance with the guidelines) Temperature resistance of the membrane: at least 80°C
- 4 Folded sheet metal, fixed with fasteners
- 5 Square timber

Construction / Components:

- 1 Softwood fibreboard
- 2 Rafters
- 3 Rafters
- 4 Thermal insulation beneath the rafters
- 5 Vapour barrier
- 6 Internal cladding

Scope of application: structural connections for Solrif® whole-roof solutions © Ernst Schweizer AG.
 This technical illustration serves as a design concept and a recommendation for safe implementation. The illustrations are for illustrative purposes only and may differ from the actual components.
 Due to national building regulations and regional practices, they must be checked on a project-by-project basis and, where necessary, adapted as necessary. Please note that for Switzerland, the SIA 232/1 standard applies; for Germany, the ZVDH regulations; and for Austria, ÖNROM B 4119:2018 03 'Planning and Construction of Sub-roofs and Underlayments'. In all other respects, the General Terms and Conditions of Ernst Schweizer AG (www.ernstschweizer.ch/agb) apply.